

# IN MY NEIGHBOURHOOD

A COLLECTION OF AUDIO VISUAL STORIES  
THAT YOU CAN ACCESS VIA YOUR PHONE  
(OR VIRTUAL REALITY)



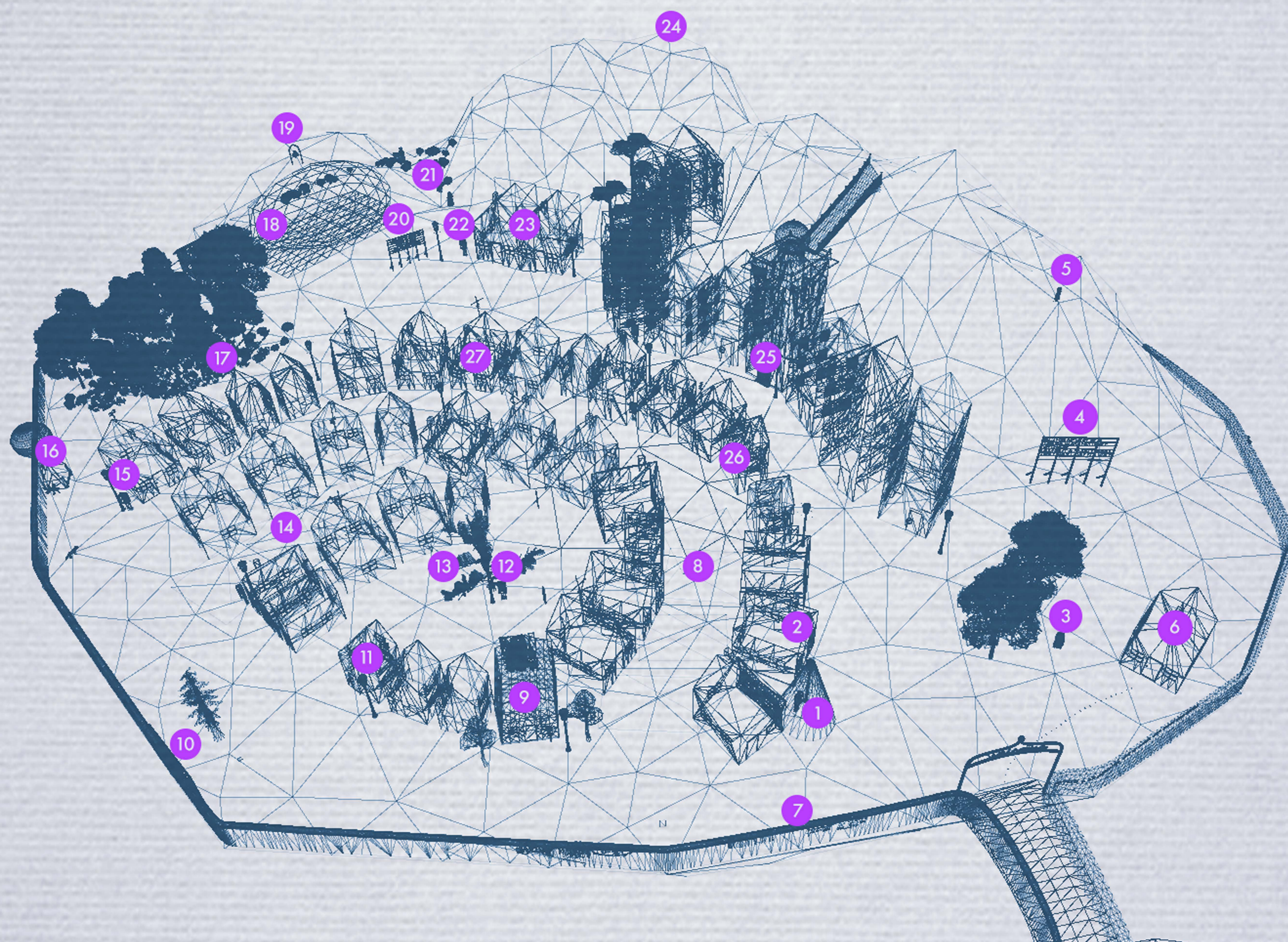
InMyNeighbourhood[VR] has been created by Some Kind of Squirrel Productions with funding and support from Hume City Council (More credits at [www.inmyneighbourhood.online](http://www.inmyneighbourhood.online))



LIMINAL VR


VISIT THE  
NEIGHBOURHOOD  
HERE

# IN MY NEIGHBOURHOOD [VR]






## STORIES

- |   |  |
|---|--|
| 1. Phone Box - Girl With A Rock - 3.29          | 15. Phone Box (3) Help Message - 1.24        |
| 2. Father and Son - 0.47                        | 16. Flying Machine - 3.12                    |
| 3. Illuminated Figure (1) - Shame - 0.47        | 17. Forest Poetry - 0.30                     |
| 4. Billboard (1) - In This Place - 0.30         | 18. In the Shadow of the Sun - 4.09          |
| 5. Illuminated Figure (2) - Singing Girl - 0.40 | 19. Rock Pile - Tonight - 2.17               |
| 6. Little Bird - 5.37                           | 20. Billboard (3) - I Am The Mountain - 0.30 |
| 7. The Whispering Wall - 0.60                   | 21. Illuminated Figures (7-10)               |
| 8. Poetry Path (1) - 0.30                       | 22. Phone Box (4) - Help Message - 1.52      |
| 9. What Is My fault? - 3.46                     | 23. The Powerhouse - Various                 |
| 10. Billboard (2) - Birth - 1.12                | 24. Disappearance - 9.26                     |
| 11. Revolution - 4.25                           | 25. Once Upon A Time - 10.14                 |
| 12. Phone Box (2) - My Girl - 8.18              | 26. The Last Call - 9.28                     |
| 13. Illuminated Figures (3-6)                   | 27. Birth (2) - 18.33                        |
| 14. Pathway Poetry (2)                          |  |



## HOW TO PLAY

- |  |  |   |
|--|--|---|
| 1. Open the game and select the appropriate age range.   | 3. DESKTOP - Move dingo through the game using W = FORWARD A = LEFT S = BACKWARDS D = RIGHT OR move the dot in the circle. To move camera view drag mouse in right of frame. | 5. To start stories press or press on the language option  |
| 2. VR - Once game is loaded use the right hand pointer to navigate the world (point to ground and click) and left hand pointer to play and exit stories. Right hand joystick = change camera view. | 4. LOOK FOR illuminated doors, figures billboards and phone boxes to find the stories.   | 6. To exit stories press                                   |
|  |  | 7. To exit all versions of the game select down arrow      |